



GASTON GT

range is the most common standard and the first generation delicate product which is designed with AGM(Absorbent Glass Mat) technology, high performance plates and electrolyte. The definition of GT is coming from General purpose. Therefore, this range product has possessed various applications for common power backup system.

Applications

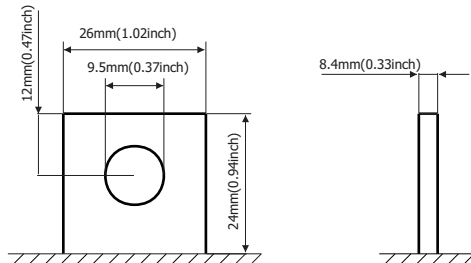
- Alarm System
- Medical Equipment
- Cable Television
- UPS
- Communication Equipment
- Power Tool
- Control Equipment
- Emergency Power System
- Security System
- Stand-by Electric Power Control System
- Emergency Lighting System

General Features

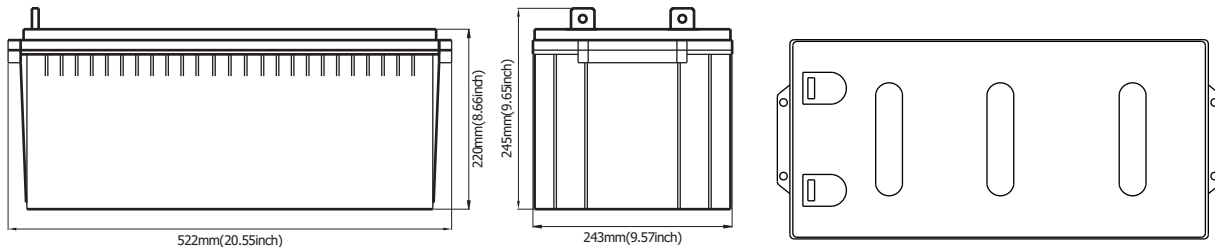
- Sealed and maintenance free operation.
- Non-Spillable construction design.
- ABS containers and covers(UL94HB, UL94V-0) optional.
- Safety valve installation for explosion proof.
- High quality and high reliability.
- Exceptional deep discharge recovery performance.
- Low self discharge characteristic.
- Flexibility design for multiple install positions.

Construction

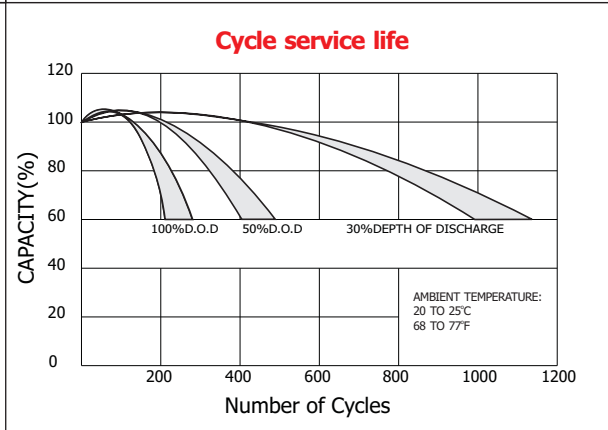
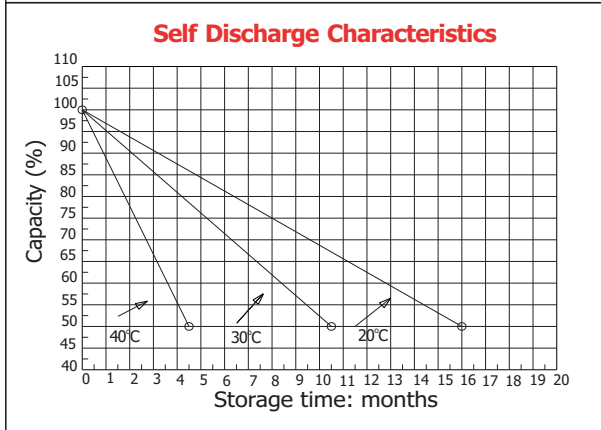
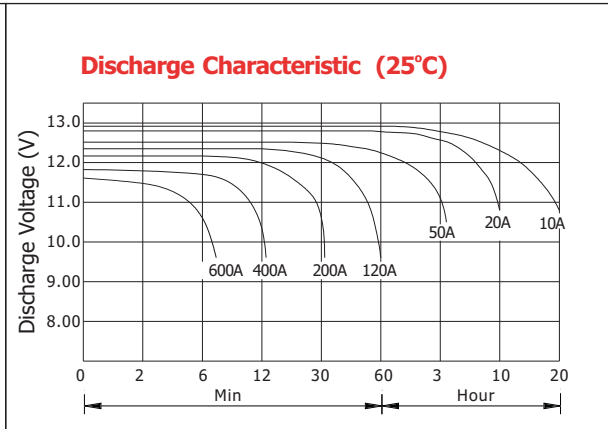
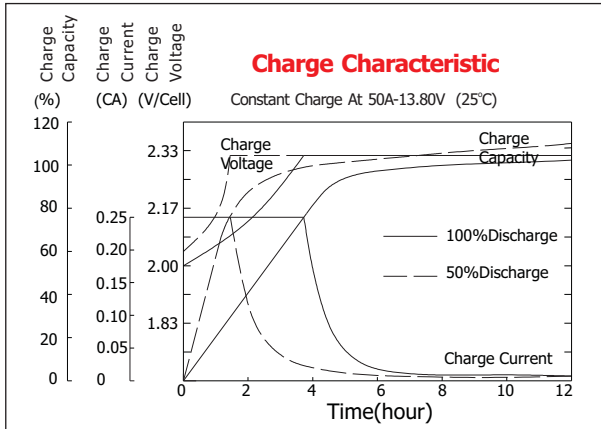
- ComponentRaw material
- SealantEpoxy Resin
- PositiveLead dioxide
- Safety valveEPDR
- NegativeLead
- TerminalLead
- ContainerABS
- SeparatorFiber glass
- CoverABS
- ElectrolyteSulfuric acid



Standard Terminal Dimensions
(Optional terminal please check terminal information page)



Battery Model	GT 12-200S			
Designed Floating Life	10 Years			
Capacity(25°C)	20HR(10.A,1.75V)	10HR(19.7A,1.75V)	5HR(34A,1.75V)	1HR(126A,1.75V)
	200Ah	197Ah	170Ah	126Ah
Dimensions	Length	Width	Height	Total Height
	522mm(20.55inch)	243mm(9.57inch)	220mm(8.66inch)	245mm(9.65inch)
Approx. Weight	61Kg (134.2 lbs)			
Internal Resistance	Full charged at 25°C: 0.004 Ohm			
Self Discharge	3% of capacity declined per month at (25°C)			
Capacity Affected by Temp.(20HR)	40°C	25°C	0°C	-15°C
	102%	100%	85%	65%
Charge Voltage(25°C)	Cycle use		Float use	
	14.4-15V(-30mV/ °C), max. Current: 50A		13.6-13.8V(-20mV/ °C)	



Constant current discharge ratings-amperes at 25°C

F. V/Time	5MIN	10MIN	15MIN	30MIN	1HR	3HR	5HR	10HR	20HR
1.60V	700	480	350	210	132	54.6	38.2	21.2	10.5
1.67V	630	438	340	204	132	54.4	37.8	20.9	10.5
1.70V	598	422	328	200	131	54.4	37.8	20.7	10.5
1.75V	532	390	310	196	130	54.0	37.5	20.4	10.5
1.80V	480	362	296	190	128	53.8	37.2	20.0	10.1
1.85V	364	298	256	175	127	53.6	36.9	19.7	9.88

Constant power discharge ratings-watts at 25°C

F. V/Time	5MIN	10MIN	15MIN	30MIN	1HR	3HR	5HR	10HR	20HR
1.60V	1154	796	620	396	260	105	73.0	42.4	21.1
1.67V	1094	786	614	388	251	105	73.0	41.8	21.0
1.70V	1022	766	604	378	245	105	73.0	41.5	21.0
1.75V	952	716	568	368	243	103	72.2	40.7	20.9
1.80V	854	666	534	358	238	102	71.0	40.0	20.2
1.85V	684	552	466	328	236	101	70.0	39.3	19.8

